

Epic™ | 95Q
Sewing Machine

Sewing
Your
World





EXPLORE A NEW WORLD OF FREEDOM

The HUSQVARNA® VIKING® EPIC™ 95Q sewing machine provides the best sewing experience in the market! Create quilts, garments, and more using inspiration from the world around you and the innovative machine features on our most advanced and comprehensive computerized sewing machine ever.**

The EPIC™ 95Q sewing machine features more on-screen tutorials than any other machine in its class thanks to the industry-leading and convenient *JoyOS* ADVISOR™ feature.**

- **Interactive Tutorials** - Learn how to sew different techniques like zippers, collars, hems, etc. A full library of sewing and quilting tutorials are built into your machine.
- **Sewing Instructions** - Sewing projects with all the instructions and the ability to load the necessary stitches right from the tutorial.
- **Easy Access User's Guide** - Get access to the full User's Guide directly on the machine with the easily accessible User's Guide icon. Use the search function to effortlessly find the topics you want to learn more about.



- **Quick Start Guide** - Learn how to set up your machine for basic sewing to start sewing sooner.
- **Accessory Guide** - Full set-up and instructions for some of our more advanced accessories.



The **Adjustable Laser Sewing Guidance** feature will quickly become your favorite sewing technology on the EPIC™ 95Q sewing machine! With the touch of a button, the Adjustable Laser Sewing Guidance is projected onto your fabric to help you align rows of decorative stitches, consistently spaced lines of quilting, and more. Use the Adjustable Laser Sewing Guidance along straight or curved edges.

The Adjustable Laser Sewing Guidance feature helps lead the way in your next project while using the HUSQVARNA® VIKING® patented Laser Pictogram Stitches. The various Laser Pictogram Stitches can be used to add a vast variety of stitch combinations and unique medallion designs.

Made for Sewers, by Sewers™

The **Integrated Dual Feed technology** will take your sewing forward without the need for a separate dual-feed presser foot. Every sewist's dream!



Simply engage the Integrated Dual Feed technology, and it will feed fabric layers and quilt batting evenly from the top and bottom. Perfect for quilting, stretch fabrics, and any fabric that requires precise pattern matching. The sensor on the EPIC™ 95Q machine will recommend when it is best to engage or disengage the Integrated Dual Feed technology based on your fabric type and selected stitch.

Sew any project effortlessly with robust electronic needle piercing power and front feeding segments on the EPIC™ 95Q sewing machine.

- **Fabric Feeding** - Exceptional fabric feeding is provided by an overall wider feed teeth system and additional front feed teeth. The EPIC™ 95Q machine features more front feed teeth than other machines in its class.**
- **Needle Piercing Power** - Stitch through heavy fabrics or several layers without hesitation with the superior pulsating needle force (150N).**

GRACEFULLY SLEEK

An ergonomic sewing experience was always top-of-mind when engineers were designing the EPIC™ 95Q sewing machine. Each detail was carefully considered including the one-piece aluminum casting which makes the EPIC™ 95Q sewing machine the lightest machine in its class for easy transport.** You will fall in love with this durable and extremely stable top-of-the-line sewing machine.





NOT ALL LED SYSTEMS ARE EQUAL

Revel in the brightest and most evenly distributed LED lighting system in its class,** developed by optronic experts, that virtually eliminates shadows. This illumination ensures that exceptional light is cast throughout the entirety of the workspace, allowing fabric and stitches to be viewed in true color.



HASSLE-FREE THREADING - EVERY TIME

With one touch of a button, your needle is threaded and ready to sew with the built-in fully automatic needle threader. Another way you'll get from "idea to done" in no time.




STAY ORGANIZED

Keep all the included accessories handy in the accessory tray. The customized compartments allow you to store your presser feet in alphabetical order and features a hook for the Sensor One-Step Buttonhole foot, and a designated space for the second stitch plate, needle packages, extra tools, and more.



PLENTY OF SPACE TO SHINE

More than 12" (310mm) of expansive operating space to the right of the needle and the market's tallest working area at over 5.5" (140mm) provides plenty of room for large, bulky projects.**



MORE BOBBIN, LESS TIME

Large bobbins mean you can do more sewing before it's time to change your bobbin. A separate bobbin winding motor is built-in – a real time-saver that can wind your bobbin while you continue to sew.



BALANCED BUTTONHOLES

The Sensor One-Step Buttonhole Foot automatically sews both sides of the buttonhole in the same direction for evenly balanced buttonholes. Choose from 16 buttonhole styles and 3 eyelets for various sewing applications.



CONVENIENT THREAD STAND

Built-in telescopic thread stand allows you to use all of your favorite threads, even if they are on large spools, without the bulk of additional accessories.



DREAM FROM YOUR FINGERTIPS

A generous 10.1" (217 x 136mm) full-color capacitive multi-touch LCD display with 180° viewing angle and high resolution (1280 x 800px) offers you an easy to navigate, intuitive experience when you swipe, pinch and zoom – just like a smartphone or tablet.



TAKE YOUR SEWING ONE STEP FURTHER


Control multiple functions of your machine like thread cut or reverse without taking your hands off your project with the optional Multi-Function Foot Control.



THE SMARTEST SEWING

Experience the best, smartest, and only ecosystem in the sewing machine industry with true Wi-Fi connectivity which allows automatic machine updates, access to the exclusive *mySewnet*™ blog, and shareable projects from anywhere.**

- **mySewnet™ Blog** - Get tailor-made content for the EPIC™ 95Q sewing machine directly on your machine screen. Enjoy a live feed of news from the HUSQVARNA® VIKING® brand and exciting free projects and stitches.
- **mySewnet™ Cloud** - Set up your free *mySewnet*™ cloud account to store personal stitch combinations, access the free web service Project Creator, and sync with the free JoyOS ADVISOR™ app.
- **Wi-Fi Access** - Connect to *mySewnet*™ apps, update your machine, and more. The automatic Wi-Fi machine updates are an industry-leading feature.**



EASY, AUTOMATIC ADJUSTMENT TO ANY FABRIC

Our EXCLUSIVE SENSOR SYSTEM™ technology automatically and continuously senses and adjusts to any thickness of fabric for even feeding as you sew – a quilter's and sewist's dream!

SENSOR FOOT LIFT


- Presser foot lowers and raises automatically for every sewing technique.
- Four positions: down, pivot, up, and extra lift.
- Automatically lowers feed teeth on extra lift for maximum space to slide thick fabrics and quilts under the foot easily.

SENSOR FOOT PIVOT

- Automatic float position with needle down for instant pivoting, easy appliqué, and quilting.
- Your hands are free to guide the fabric.

SENSOR FOOT PRESSURE

The presser foot continuously senses the thickness of the fabric and automatically adjusts the presser foot pressure, for ideal even feeding on all fabric types.



STITCHES OF YOUR DREAMS

- Create an impact with **9mm Width Decorative Stitches** and side-motion stitches (up to 54mm) for any special project.
- Over **840 Stitches** including utility, decorative, quilting, heirloom, and our exclusive and patented stitch techniques for endless creative opportunities.
- **5 Sewing font styles**, with both upper and lower case letters, to provide creative options for personalizing projects.
- **Exclusive Stitch Techniques** empower you to customize any project with exclusive patented stitch techniques that give your project dimensional elements that are effortless and irresistible: laser pictogram stitches, pop-up stitches, sequin stitches, appliqué stitches, yarn stitches, and theme stitches.

THE ART OF THE STITCH

Get gorgeous stitch results using various types of threads with the industry-only **deLuxe™ Stitch System** which selects the best thread delivery method for your project, either Thread Portioning or Thread Tension, for specific techniques and accessories. Perfect for metallic or other specialty threads.

- **Thread Portioning** - Feeds the optimum amount of thread for each stitch while sewing – no matter what thread type or fabric thickness.
- **Always the best choice** - The EPIC™ 95Q machine automatically selects Thread Portioning or Thread Tension for specific techniques/accessories to achieve the best result.

FREE-MOTION FREEDOM

The EPIC™ 95Q machine features more free-motion settings than the competition.** Choose from 3 free-motion settings to complement any project.

- Free-Motion Spring Action
- Free-Motion Floating
- Free-Motion Ruler Foot



Epic™ | 95Q

Sewing Machine

With the EPIC™ 95Q sewing machine, you'll discover intuitive, best-in-class features created to help you get from "idea to done" in less time than ever before. This smart and sleek sewing machine takes your sewing experience to an entirely new level. You can enhance your creative capabilities, and bring any of your ideas to life. Sew your world one stitch at a time!



INNOVATIVE AND POWERFUL FEATURES INCLUDING:

- Interactive Tutorials, User's Guide, Sewing Instructions and More with JoyOS ADVISOR™ Feature
- Integrated Dual Feed Technology
- Adjustable Laser Sewing Guidance
- mySewnet™ Enabled - Cloud, Blog, Apps, and More!
- Large Working Area - More than 12" (310mm) to the right of the Needle
- Largest Height Under Sewing Head, 3" (77mm)
- Multi-Function Foot Control Capability
- 9mm Standard Width for Decorative Stitches
- Over 840 Stitches up to 54mm Wide
- 5 Sewing Alphabets
- Exclusive, Patented Stitch Techniques
- EXCLUSIVE SENSOR SYSTEM™ Technology
- 3 Free-Motion Settings
- Top and Bobbin Thread Sensors
- Automatic Presser Foot Lift
- Larger Bobbin
- Easy Access to Sewing Functions
- Perfectly Balanced Buttonholes
- Stitch Positioning
- 37 Needle Positions
- Stitch Balance for Multi-Directional Stitches
- Tapering on Decorative Stitches
- Free-Motion Sewing with Decorative Stitches
- Straight Stitch Plate and Sensor
- Fully Automatic Needle Threader
- Jam Proof Rotary Hook
- Two USB Ports
- Ergonomic Design
- Maximum Machine Stability
- Designed and Engineered in Sweden
- Customized Accessory Tray with Unique Compartments (presser feet in alphabetical order, straight stitch plate, and Sensor One-Step Buttonhole Foot hook)

BEST-IN-CLASS** FEATURES INCLUDING:

- Most Built-In Tutorials on Screen - JoyOS ADVISOR™
- Most Front Fabric Feeding Segments
- Highest Needle Piercing Power
- Best Machine Connectivity with the mySewnet™ Cloud
- Exclusive mySewnet™ Blog
- Automatic Wireless Machine Update
- Accessory Guide on Screen
- 10.1" (136mm) Capacitive Touch Tablet-Like Screen
- Tallest Working Area Height, over 5.5" (140mm)
- Unique Built-In Telescopic Thread Stand
- Thread Portioning System - deLuxe™ Stitch System
- Brightest and Most Evenly Distributed Lighting
- Most Advanced Stitch Techniques
- Most Free-Motion Settings
- Lightest Machine in its Class**
- Bobbin Winding Through the Needle
- Longest Inch/Cm Ruler Printed on the Machine
- Free-Motion Sewing with Decorative Stitches
- Rubberized Handwheel
- Largest Stitchplate with Markings - up to 2 1/2" (65mm) on Both Sides



husqvarnaviking.com



VIKING, EPIC, JOYOS ADVISOR, MYSEWNET, MYSEWMONITOR, DELUXE, SENSOR SYSTEM, QUICKDESIGN, and MADE FOR SEWERS BY SEWERS are trademarks of KFSIN Luxembourg II, S.a.r.l. HUSQVARNA and the "H" Crown Device are trademarks of Husqvarna AB and are used under license. ©2020 KFSIN Luxembourg II, S.a.r.l. All rights reserved. This brochure was printed for SVP Worldwide, 1714 Hill Quaker Blvd Suite 130, La Vergne, TN 37086, USA.